

INSPECTION OF PLANTS FOR SYMPTOMS OF SUSPECT MYRTLE RUST

REVISION REGISTER

Revision No.	Date of Issue	Amendment Details
0	20/01/12	All pages

Authorised: 

Plant Biosecurity & Product Integrity

© State of Queensland 2011

DOCUMENT INFORMATION

Document location and file name	\\PIBSRV006\CorpData\Biosecurity\PlantBiosec\Market_Access_Sub-Program\Certification and Accreditation Services\ICA\Operations\Work Instructions\Current\Word Version\ICA-WI-10-10_20-01-12.doc
--	---

Disclaimer:

The information contained in this document, is based on knowledge and understanding at the time of writing. However, because of advances in knowledge, changing legislation, standards and other requirements, users are reminded of the need to ensure that information upon which they rely is up to date and to check the currency of the information contained herein. Recognising that some of the information is provided by other parties, the State of Queensland through its Department of Employment, Economic Development & Innovation, take no responsibility for the accuracy, currency, reliability and correctness of any information included in material provided by those other parties.

© The State of Queensland, Department of Employment, Economic Development and Innovation, 2011. Except as permitted by the Copyright Act 1968, no part of the work may in any form or by any electronic, mechanical, photocopying, recording, or any other means be reproduced, stored in a retrieval system or be broadcast or transmitted without the prior written permission of the Department of Employment, Economic Development and Innovation. The information contained herein is subject to change without notice. The copyright owner shall not be liable for technical or other errors or omissions contained herein. The reader/user accepts all risks and responsibility for losses, damages, costs and other consequences resulting directly or indirectly from using this information.

Enquiries about reproduction, including downloading or printing the web version, should be directed to ipcu@dpi.qld.gov.au or telephone +61 7 3225 1398.

TABLE OF CONTENTS

1. PURPOSE	4
2. SCOPE	4
3. REFERENCES	4
4. DEFINITIONS	4
5. GENERAL	6
6. ACTIONS	6
6.1 Sampling Plants for Inspection	6
6.1.1 Inspection Type	6
6.1.2 Inspection Rate	6
6.1.3 Factors to be Considered Prior to Taking a Sample for Inspection	6
6.1.4 Minimum Sample Size	7
6.2 Sample Selection for an In-Line Inspection	7
6.3 Sample Selection for an End-point Inspection	9
6.4 Examination of Plants	12
6.5 Suspect Myrtle Rust Detection	13
6.6 Collecting a Sample of Suspect Myrtle Rust	13
6.6.1 Taking the Sample	13
6.7 Issuance of a Plant Health Assurance Certificate	14
7. ATTACHMENTS	14

1. PURPOSE

The purpose of this work instruction is to provide guidelines for the inspection of plants for symptoms of suspect myrtle rust. This instruction does not encompass specific protocol inspections for other pests or disease that may be required for entry to some States or Territories.

2. SCOPE

This work instruction covers the requirements for the inspection of plants requiring certification for freedom from myrtle rust and movement from Queensland to another State or Territory within Australia by an **Authorised Inspection Person**.

3. REFERENCES

WI-02	<i>Guidelines for Completion of Plant Health Assurance Certificates</i>
ICA-42	<i>Nursery Freedom, Treatment and Inspection for Myrtle Rust</i>

4. DEFINITIONS

Authorised Inspection Person	means a person trained in the detection and recognition of symptoms of suspect myrtle rust and who is authorised to conduct inspections on behalf of the business by having their name and signature on a register of authorised inspection persons maintained by the business.
approved taxonomist	means a person approved by the Accrediting Authority to identify suspect myrtle rust.
Assurance Certificate	means a <i>Plant Health Assurance Certificate</i> [FDU 384]
Authorised Signatory	means a person whose name and specimen signature is included as an Authorised Signatory on the Business's Application for Accreditation.
business	means a legal entity responsible for the operation of the facility and the ICA arrangement detailed in the Business's Application for Accreditation.
certified/certification	means covered by a valid <i>Plant Health Assurance Certificate</i> [FDU 384]
consignment	means a quantity of plants presented on one Plant Health Assurance Certificate by a single consignee. A consignment may contain a number of lots.
DEEDI	means the Department of Employment, Economic Development and Innovation.

end-point inspection	means the process by which a representative sample is drawn and inspected from the finalised consignment prior to certification.
facility	means the location where plants are assembled, inspected, securely stored, certified and dispatched.
growing container/unit	means a container used for growing plants i.e. pot, cell, tube or a number of small plants in a cell tray or other container for growing plants.
homogeneous	means plants that are all of the same or similar kind or nature.
in-line inspection	means the process by which a representative sample of packed plants is drawn from a lot and inspected during the processing and packing of the plants.
inspection	means the act of inspecting plants to determine if the entry conditions for myrtle rust requirements of the importing State or Territory have been met.
lot	means a quantity of homogeneous plants assembled for inspection at one place at one time. A lot could consist of plants sourced from one or more growers/blocks/properties.
myrtle rust	means the disease caused by the fungal pathogen <i>Puccinia psidii/Uredo rangelii</i> .
mixed consignment	means a consignment containing a number of lots presented for inspection.
nursery	means all defined areas on a property used to produce, store, handle and dispatch plants for commercial sale within a nursery. Including: <ul style="list-style-type: none"> • growing facilities i.e. glasshouses, polyhouses, shadehouses or growing beds etc; • sources of propagation material such as mother stock beds; • potting, packing and storage facilities; • media preparation and storage facilities; and • treatment, preparation, inspection and dispatch facilities.
package	means the complete outer covering or container used to transport and market the produce i.e. cell, tube, pot, bag etc.

packed product	means for end-point inspection plants that have been packed into its final package i.e. tray, box, carton, trolley, pallet, cage etc. means for in-line inspection plants within a growing container (i.e. cell, tube, pot, bag etc) or a plant(s) that is bare rooted.
produce	means living plants but excludes seeds, underground parts and dried or processed plant materials.
Plant Health Assurance Certificate	means a certificate issued by an Authorised Signatory under an ICA arrangement stating that the plant or other thing described on the certificate meets a specified treatment, condition, pest or area freedom or other requirement.
symptoms	means plants that are showing suspect signs of myrtle rust infection i.e. pustules or spores.
unit	means one or more plants in a growing container/unit.

5. GENERAL

This Work Instruction refers to key elements of the Interstate Certification Assurance Operational Procedure *Nursery Freedom, Treatment and Inspection for Myrtle Rust* [ICA-42] that require further explanation to a task or activity. Persons responsible must ensure they refer to the relevant sections of the Operational Procedure before applying any task in this Work Instruction.

6. ACTIONS

6.1 Sampling Plants for Inspection

6.1.1 Inspection Type

The **Authorised Inspection Person** shall inspect plants by one of two types.

1. End-point inspection; or
2. In-line inspection.

6.1.2 Inspection Rate

The **Authorised Inspection Person** shall inspect plants by end-point or in-line inspections at one of the following rates:

- 600 units; or
- 2% of the number of packages.

6.1.3 Factors to be Considered Prior to Taking a Sample for Inspection

An **Authorised Inspection Person** may be presented with a mixed consignment or lot from which they will be required to draw a sample and inspect.

Mixed consignments and lots present unique problems regarding homogeneity and require special consideration with regard to sampling.

The **Authorised Inspection Person** shall consider the following factors when making a decision on how to sample from a mixed consignment or lot:

- the history of previous myrtle rust detections (where known) associated with a particular production area, plant type or grower;
- the quantity of a particular plant within the lot or consignment; and
- the number of different growers/packers associated with the lot or consignment.

6.1.4 Minimum Sample Size

A minimum of three (3) packages will be drawn when undertaking an inspection using the 2% sampling rate.

Where the **Authorised Inspection Person** identifies that the number of units in a consignment or lot is less than the required 600 units (i.e. pre-determined unit number inspection e.g. 600 units), the **Authorised Inspection Person** shall examine all units in the consignment.

6.2 Sample Selection for an In-Line Inspection

An In-line inspection shall involve the selection and inspection of plants drawn from a lot and inspected during the processing/detailing and packing of the product.

The **Authorised Inspection Person** shall sample packed product at the predetermined inspection rate ([refer 6.1.2 Inspection Rate](#)) from the packing line and examine the packed product in the inspection area ([refer 6.4 Examination of Plants](#)).

The following are two examples of how to sample plants during an In-line Inspection.

Example A – In-line 600 Unit Inspection

An Authorised Inspection Person is presented with 3000 cell trays of Myrtaceous spp seedlings of where three consignments consisting of 1000 trays each are to be consigned to Victoria.

The Certification Controller of the packing shed advises the Authorised Inspection Person that the packing period to pack the cell trays into cartons will be 3 hours. The Authorised Inspection Person calculates the rate at which the samples are to be drawn to obtain a 600 unit sample as follows:

The Authorised Inspection Person calculates:

- *3 hour packing period for 3000 cell trays from one grower (one lot)*
- *600 units are to be drawn prior to packing over a 3 hour packing period = 100 units per ½ hour*
- *one cell tray = one unit*

100 cell trays will need to be drawn every ½ hour from the processing line prior to packing the cell trays into cartons.

The Authorised Inspection Person examines 100% of each cell tray (unit) until the required 100 cell trays (units) have been reached for each interval. The Authorised Inspection Person shall not examine more than 100 trays (units) at each interval.

Note: The sampling rate selected has provided sufficient time to fully inspect the units as they are drawn during each period.

(Refer [Attachment 1](#) for the completed Myrtle Rust Inspection Record for Example A)

Example B – In-line 2% Inspection

An Authorised Inspection Person is presented with 1200 cell trays of Myrtaceous spp seedlings of which three consignments consisting of 400 cell trays each are to be consigned to South Australia.

The Certification Controller of the packing shed advises the Authorised Inspection Person that the packing period to pack the cell trays into cartons will be 3 hours. The Authorised Inspection Person calculates the rate at which the samples are to be drawn from the processing line to obtain a 2% sample as follows:

The Authorised Inspection Person calculates:

- *3 hour packing period for 1200 cell trays from one grower (one lot)*
- *400 trays per hour packed*
- *1200 trays packed over a 3 hour packing period*

One (1) in fifty (50) or 8 cell trays per hour need to be drawn from the processing line prior to packing the trays into cartons.

24 trays inspected over 3 hour packing period.

The Authorised Inspection Person examines 100% of each cell tray (unit) until the required 8 cell trays (units) have been reached for each interval. The Authorised Inspection Person shall not examine more than 8 trays at each interval.

Note: The sampling rate selected has provided sufficient time to fully inspect the units as they are drawn during each period.

(Refer [Attachment 2](#) for the completed Myrtle Rust Inspection Record for Example B)

6.3 Sample Selection for an End-point Inspection

End-point inspections are only carried out on consignments that have been finalised.

The **Authorised Inspection Person** shall sample packages at the predetermined inspection rate ([refer 6.1.2 Inspection Rate](#)) from the consignment and move the packages to the inspection facility ready for examination ([refer 6.4 Examination of Plants](#)).

The following are three examples of how to sample plants for an End-point Inspection.

Example C – End-point 600 Unit Inspection (single commodity consignment)

An Authorised Inspection Person is presented with a consignment of plants to be consigned to a quarantine restricted market for myrtle rust. The consignment consists of 400 cartons of Lemon-scented myrtle in pots from grower/packer A Smith.

The Authorised Inspection Person determines that there are 40 pots (units) within each carton.

The Authorised Inspection Person selects 15 cartons (i.e. 40 cartons ÷ 600 units) and inspects 100% of each pot (unit) within the sample carton until the required 600 pots (units) have been inspected. The Authorised Inspection Person shall not examine more than 600 pots (units).

(Refer [Attachment 3](#) for the completed Myrtle Rust Inspection Record for Example C)

Example D – End-point 600 Unit Inspection (mixed commodity consignment)

An Authorised Inspection Person is presented with a mixed consignment of plants to be consigned to a quarantine restricted market for myrtle rust. The consignment consists of 344 cartons and comprises:

- 72 cartons of Lemon-scented myrtle in pots from grower/packer A Smith;***
- 56 cartons of Geraldton wax in pots from grower/packer B Brown;***
- 144 cartons of Silky myrtle in pots and 72 cartons of Red gum in pots from grower/packer C Blogs.***

The Authorised Inspection Person calculates that:

A Smith's 72 cartons represent 21% of the consignment;

B Brown's 56 cartons represent 16% of the consignment;

C Blogs' 144 cartons of (Silky myrtle) represents 42% and 72 cartons of (Red gum) represents 21% of the consignment respectively.

The Authorised Inspection Person determines that the proportion of plants in pots to be examined from each grower will be based on the percentage of each growers plants in the consignment.

The Authorised Inspection Person calculates the number of units to examine from each grower as follows:

The number of A Smith's Lemon-scented myrtle to examine is $600 \times 21\% = 126$ units;

The number of B Brown's Geraldton wax to examine is $600 \times 16\% = 96$ units;

The number of C Blogs' Silky myrtle to examine is $600 \times 42\% = 252$ units, and the number of Red gum to examine is $600 \times 21\% = 126$ units.

The Authorised Inspection Person draws live plants at random from each grower until they have examined the required number of units.

(Refer [Attachment 4](#) for the completed Myrtle Rust Inspection Record for Example D)

Example E – End Point 2% Inspection (mixed commodity consignment)

An Authorised Inspection Person is presented with a mixed consignment of Myrtaceous spp. (in pots) which are to be consigned to a quarantine restricted market for myrtle rust. The consignment comprises:

Six (6) pallets of Lemon-scented myrtle and four (4) pallets of Silky myrtle from grower/packer J Smith.

The consignment totals 120 cartons with each pallet comprising 12 cartons.

The Authorised Inspection Person calculates:

- **72 cartons of Lemon-scented myrtle representing 60% of the consignment; and**
- **48 cartons of Silky myrtle representing 40% of the consignment.**

The Authorised Inspection Person determines that the proportion of packages to be sampled will be based on the percentage of Lemon-scented myrtle and Silky myrtle (in pots) in the consignment.

The Authorised Inspection Person calculates the number of Lemon-scented myrtle and Silky myrtle sample packages to take as follows:

- **$2\% \times 72$ packages = 2 packages (always round up to next whole number); and**
- **$2\% \times 48$ packages = 1 package (always round up to next whole number).**

The Authorised Inspection Person draws sample packages at random from the pallets to achieve 3 packages [2 Lemon-scented myrtle and 1 Silky myrtle (in pots) in packages].

The Authorised Inspection Person examines 100% of units within each sample package.

(Refer [Attachment 5](#) for the completed Myrtle Rust Inspection Record for Example E)

6.4 Examination of Plants

An **Authorised Inspection Person** shall examine plants after drawing the required number and depending on the inspection type and rate (refer [6.1.1 Inspection Type](#) and [6.1.2 Inspection Rate](#)).

Where a 2% rate is nominated by the Certification Controller, an **Authorised Inspection Person** shall examine 100% of the plants contained in each sample package.

Where a 600 unit rate is nominated by the Certification Controller, an **Authorised Inspection Person** shall not examine more than 600 units.

All live plant examinations shall be carried out by an **Authorised Inspection Person**.

The **Authorised Inspection Person** shall:

1. examine all plants in the inspection area;
2. record information on the *Myrtle Rust Inspection Record* in accordance with section 7.7.2 of *Interstate Certification Assurance Operational Procedure Nursery Freedom, Treatment and Inspection for Myrtle Rust [ICA-42]*;
3. examine plants on the inspection surface;

Large plants in pots and plants in the ground are not suitable for being placed on the inspection bench. These can be inspected where they are located.

4. visually examine the required number of units ([refer 6.1.2 Inspection Rate](#)) for myrtle rust;

Plants selected for inspection must be visually inspected on both sides of the leaves, flowers and stems. Particular attention shall be paid to areas that display typical symptoms of suspect myrtle rust.

The **Authorised Inspection Person** will use, as necessary, a hand lens of at least X10 magnification or similar device to assist in the examination of plants for the detection of myrtle rust. It is not necessary to examine all parts of the plant under magnification. The hand lens or similar device should be used to further investigate symptoms of suspect myrtle rust.

5. place sampled units back into the package, where applicable, until the sample package has been fully repacked;
6. return the sample packages to the consignment or lot following the inspection; and

7. record information on the Myrtle Rust Inspection Record in accordance with Section 7.7.5 of Interstate Certification Assurance Operational Procedure *Nursery Freedom, Treatment and Inspection for Myrtle Rust* [ICA-42].

6.5 Suspect Myrtle Rust Detection

The **Authorised Inspection Person** shall immediately advise the Certification Controller of the detection of suspect myrtle rust. The **Authorised Inspection Person** shall take a sample of the plant(s) within the consignment or lot showing symptoms of suspect myrtle rust in accordance with 7.8 of Interstate Certification Assurance Operational Procedure *Nursery Freedom, Treatment and Inspection for Myrtle Rust* [ICA-42].

The **Authorised Inspection Person** shall determine by reference illustrations and photographs (refer [Attachment 7](#) Identification of myrtle rust) whether the sample is suspect myrtle rust.

Should the **Authorised Inspection Person** determine the sample to be suspect myrtle rust, the sample shall be submitted to an **Approved Taxonomist** in accordance with section 7.8.1 of Interstate Certification Assurance Operational Procedure *Nursery Freedom, Treatment and Inspection for Myrtle Rust* [ICA-42].

6.6 Collecting a Sample of Suspect Myrtle Rust

6.6.1 Taking the Sample

All suspect myrtle rust samples must be submitted to an **Approved Taxonomist** by an **Authorised Inspection Person**. Where possible, an **Authorised Inspection Person** should take more than one sample.

The **Authorised Inspection Person** shall take each sample by:

1. recording the name of the Authorised Inspection Person, the date, location within the nursery and type of plant from which the sample was taken on the Sample Submission form;
2. placing a paper bag over the sample portion of the host plant i.e. leaf, stem etc to be sampled;
3. carefully cutting the sample portion from the host plant with secateurs or scissors;
4. sealing the paper bag with a twist tie;
5. placing the paper bag with the sample into a second paper bag and sealing this bag with a twist tie;
6. placing Sample Submission Form in second paper bag;

7. labelling a plastic bag with the Authorised Inspection Person's name, the date, location within the nursery and type of plant from which the sample was taken;
8. placing the sample paper bags containing the sample portion into the labelled plastic bag; and
9. disinfecting the secateurs/scissors and washing/disinfecting hands with disinfectant.

The **Authorised Inspection Person** shall forward the sample to an **Approved Taxonomist** within 24 hours of the sample being taken.

Where a suspect myrtle rust sample cannot be delivered in person by an **Authorised Inspection Person**, the sample shall be forwarded by secured mail or courier service to an **Approved Taxonomist** for identification.

6.7 Issuance of a Plant Health Assurance Certificate

Following examination of the plants and when the **Authorised Inspection Person** is satisfied that all the conditions and restrictions associated with the produce described on the Myrtle Rust Inspection Record have been met a Plant Health Assurance Certificate may be issued in accordance with Interstate Certification Assurance Operational Procedure *Nursery Freedom, Treatment and Inspection for Myrtle Rust* [ICA-42] and Work Instruction *Guidelines for Completion of Plant Health Assurance Certificates* [WI-02].

7. ATTACHMENTS

Attachment 1	<i>Myrtle Rust Inspection Record</i>	(COMPLETED EXAMPLE)
Attachment 2	<i>Myrtle Rust Inspection Record</i>	(COMPLETED EXAMPLE)
Attachment 3	<i>Myrtle Rust Inspection Record</i>	(COMPLETED EXAMPLE)
Attachment 4	<i>Myrtle Rust Inspection Record</i>	(COMPLETED EXAMPLE)
Attachment 5	<i>Myrtle Rust Inspection Record</i>	(COMPLETED EXAMPLE)
Attachment 6	<i>Sample Submission Form</i>	(COMPLETED EXAMPLE)
Attachment 7	<i>Myrtle Rust Identification Card</i>	

MYRTLE RUST INSPECTION RECORD

Date of Inspection <i>23/12/11</i>		Package Identification		
Place of Inspection <i>A. Smith</i> <i>Sweet Lane Stanthorpe 4380</i>		IP Number <small>(if applicable)</small> <i>Q9999</i>		
Name of Approved Inspection Person <i>A.I. Person</i>		Name & Address of Grower & Packer <small>(if multiple, list in comments/findings column)</small> <i>A. Smith</i> <i>Sweet Lane Stanthorpe 4380</i>		
Inspection Method <input type="checkbox"/> End-point <input checked="" type="checkbox"/> In-line		Produce Type <small>(if multiple, list in comments/findings column)</small> <i>Myrtaceous spp seedlings</i>		
Inspection Rate <input checked="" type="checkbox"/> 600 Unit <input type="checkbox"/> 2%		Total Number of Packages in Consignment/Lot <small>(list separately if multiple commodities)</small> <i>3000 trays</i>		
Notes:		PHAC No(s) <i>9993, 9994, 9995</i>		
Package No.	Time sample taken (in-line only)	Number of Units	Total Number of Units	Comments/Findings
1	<i>8:30am</i>	<i>100</i>	<i>100</i>	
2	<i>9:00am</i>	<i>100</i>	<i>200</i>	
3	<i>9:30am</i>	<i>100</i>	<i>300</i>	
4	<i>10:00am</i>	<i>100</i>	<i>400</i>	
5	<i>10:30am</i>	<i>100</i>	<i>500</i>	
6	<i>11:00am</i>	<i>100</i>	<i>600</i>	
7				
8				
9				
10				
11				
12				
13				
14				
15				
16				
17				
18				
Pass	<input checked="" type="checkbox"/>	Fail	Signature of Approved Inspection Person: <i>A.I. Person</i>	
Actions resulting from a suspected detection of a quarantine pest				

MYRTLE RUST INSPECTION RECORD

Date of Inspection <i>23/12/11</i>		Package Identification		
Place of Inspection <i>A. Smith Sweet Lane Stanthorpe 4380</i>		IP Number <small>(if applicable)</small> <i>Q9999</i>		
Name of Approved Inspection Person <i>A.I. Person</i>		Name & Address of Grower & Packer <small>(if multiple, list in comments/findings column)</small> <i>A. Smith Sweet Lane Stanthorpe 4380</i>		
Inspection Method <input type="checkbox"/> End-point <input checked="" type="checkbox"/> In-line		Produce Type <small>(if multiple, list in comments/findings column)</small> <i>Myrtaceous spp seedlings</i>		
Inspection Rate <input type="checkbox"/> 600 Unit <input checked="" type="checkbox"/> 2%		Total Number of Packages in Consignment/Lot <small>(list separately if multiple commodities)</small> <i>1200 trays</i>		
Notes:		PHAC No(s) <i>8993, 8994, 8995</i>		
Package No.	Time sample taken (in-line only)	Number of Units	Total Number of Units	Comments/Findings
1	<i>9:00am</i>	<i>8</i>	<i>8</i>	
2	<i>10:00am</i>	<i>8</i>	<i>16</i>	
3	<i>11:00am</i>	<i>8</i>	<i>24</i>	
4				
5				
6				
7				
8				
9				
10				
11				
12				
13				
14				
15				
16				
17				
18				
Pass	<input checked="" type="checkbox"/>	Fail	Signature of Approved Inspection Person: <i>A.I. Person</i>	
Actions resulting from a suspected detection of a quarantine pest				

Date of Inspection 23/12/11				Package Identification	
Place of Inspection <i>Green Beauty Pty Ltd Howard Rd Pallara Q 4110</i>				IP Number <small>(if applicable)</small> Q9999	
Name of Approved Inspection Person <i>A.I. Person</i>				Name & Address of Grower & Packer <small>(if multiple, list in comments/findings column)</small> <i>A. Smith Sweet Lane Stanthorpe 4380</i>	
Inspection Method <input checked="" type="checkbox"/> End-point <input type="checkbox"/> In-line				Produce Type (if multiple, list in comments/findings column) <i>Lemon-scented myrtle</i>	
Inspection Rate <input checked="" type="checkbox"/> 600 Unit <input type="checkbox"/> 2%				Total Number of Packages in Consignment/Lot <small>(list separately if multiple commodities)</small> <i>400 cartons</i>	
Notes:				PHAC No(s) 9993	
Package No.	Time sample taken (in-line only)	Number of Units	Total Number of Units	Comments/Findings	
1		40	40		
2		40	80		
3		40	120		
4		40	160		
5		40	200		
6		40	240		
7		40	280		
8		40	320		
9		40	360		
10		40	400		
11		40	440		
12		40	480		
13		40	520		
14		40	560		
15		40	600		
16					
17					
18					
Pass	<input checked="" type="checkbox"/>	Fail	Signature of Approved Inspection Person: <i>A.I. Person</i>		
Actions resulting from a suspected detection of a quarantine pest					

Date of Inspection <i>23/12/11</i>				Package Identification	
Place of Inspection <i>Green Beauty Pty Ltd Howard Rd Pallara Q 4110</i>				IP Number <small>(if applicable)</small> <i>Q9999</i>	
Name of Approved Inspection Person <i>A.I. Person</i>				Name & Address of Grower & Packer <small>(if multiple, list in comments/findings column)</small>	
Inspection Method <input checked="" type="checkbox"/> End-point <input type="checkbox"/> In-line				Produce Type <small>(if multiple, list in comments/findings column)</small>	
Inspection Rate <input checked="" type="checkbox"/> 600 Unit <input type="checkbox"/> 2%				Total Number of Packages in Consignment/Lot <small>(list separately if multiple commodities)</small> <i>Lemon-scented myrtle 72 cartons, Geraldton wax 56 cartons, Silky myrtle 144 cartons, Red gum 72 cartons</i>	
Notes:				PHAC No(s) <i>9993</i>	
Package No.	Time sample taken (in-line only)	Number of Units	Total Number of Units	Comments/Findings	
<i>1</i>		<i>126</i>	<i>126</i>	<i>Lemon-scented myrtle A Smith</i>	
<i>2</i>		<i>96</i>	<i>222</i>	<i>Geraldton wax B Brown</i>	
<i>3</i>		<i>50</i>	<i>272</i>	<i>Silk myrtle C Blogs</i>	
<i>4</i>		<i>50</i>	<i>322</i>	<i>Silk myrtle C Blogs</i>	
<i>5</i>		<i>50</i>	<i>372</i>	<i>Silk myrtle C Blogs</i>	
<i>6</i>		<i>50</i>	<i>422</i>	<i>Silk myrtle C Blogs</i>	
<i>7</i>		<i>50</i>	<i>472</i>	<i>Silk myrtle C Blogs</i>	
<i>8</i>		<i>2</i>	<i>474</i>	<i>Silk myrtle C Blogs</i>	
<i>9</i>		<i>126</i>	<i>600</i>	<i>Red gum C Blogs</i>	
<i>10</i>					
<i>11</i>					
<i>12</i>					
<i>13</i>					
<i>14</i>					
<i>15</i>					
<i>16</i>					
<i>17</i>					
<i>18</i>					
Pass	<input checked="" type="checkbox"/>	Fail		Signature of Approved Inspection Person: <i>A.I. Person</i>	
Actions resulting from a suspected detection of a quarantine pest					

Date of Inspection 23/12/11				Package Identification	
Place of Inspection <i>Green Beauty Pty Ltd Howard Rd Pallara Q 4110</i>				IP Number (if applicable) Q9999	
Name of Approved Inspection Person <i>A.I. Person</i>				Name & Address of Grower & Packer (if multiple, list in comments/findings column) <i>Green Beauty Pty Ltd Howard Rd Pallara Q 4110</i>	
Inspection Method <input checked="" type="checkbox"/> End-point <input type="checkbox"/> In-line				Produce Type (if multiple, list in comments/findings column) <i>Myrtaceous spp.</i>	
Inspection Rate <input type="checkbox"/> 600 Unit <input checked="" type="checkbox"/> 2%				Total Number of Packages in Consignment/Lot (list separately if multiple commodities) <i>120 cartons</i>	
Notes:				PHAC No(s) 8993	
Package No.	Time sample taken (in-line only)	Number of Units	Total Number of Units	Comments/Findings	
1		36	36	<i>Lemon-scented myrtle, J Smith</i>	
2		36	72	<i>Silky myrtle, J Smith</i>	
3		36	108	<i>Silky myrtle J Smith</i>	
4					
5					
6					
7					
8					
9					
10					
11					
12					
13					
14					
15					
16					
17					
18					
Pass	<input checked="" type="checkbox"/>	Fail		Signature of Approved Inspection Person: <i>A.I. Person</i>	
Actions resulting from a suspected detection of a quarantine pest					

SAMPLE SUBMISSION FORM

APPROVED INSPECTION PERSON DETAILS

Approved Inspection Person Name	<i>C. Smith</i>	IP Number of Accredited Business	Q9898
Name and address of grower/packer or IP number of the produce that sample was taken	<i>Green Beauty Pty Ltd Howard Rd Pallara Q 4110</i>	Type of produce & quantity from which sample was taken	Type of produce: <i>Myrtaceous spp. Syzygium</i>
			Quantity of produce: <i>100 cartons</i>
Date sample was taken	<i>23/11/11</i>	Date sample was submitted to Diagnostician	<i>23/11/11</i>
Contact Telephone No	<i>07 3310 2810</i>	Email/Fax No	<i>07 3310 2810</i>

SAMPLE DETAILS

Type of Sample: <small>(e.g. insect, leaves, seeds)</small>	<i>Leaf matter</i>
Diagnosis request: <small>(e.g. identify insect, disease, seed)</small>	<i>Confirm whether myrtle rust or not</i>
Sample details: <small>Describe where, when and how the sample was taken. Include the type produce or crop the sample was taken from, who took the sample and why diagnosis is required.</small>	<i>Sample taken by C. Smith at Green Beauty Pty Ltd Pallara Q on lemon scented myrtle required for market access to Victoria.</i>

DIAGNOSIS DETAILS - For Diagnostician Use Only

Date Sample Received	<i>23/11/11</i>	Date Sample Diagnosed	<i>23/11/11</i>
Diagnosis Result	<i>Confirmed as myrtle rust</i>		
Method of Diagnosis	<i>Microscope</i>		
Comments			
Diagnostician Name	<i>B. Bugg</i>	Diagnostician Position	<i>Senior Pathologist</i>
Signature	<i>B. Bugg</i>	Date	<i>23/11/11</i>

Authorised Person Inspection – Myrtle Rust Identification Chart




Photo courtesy NSW I&I

Small purple spots can be early indications of myrtle rust on turpentine (*Syncarpia glomulifera*)



Photo courtesy NSW I&I



Photo courtesy NSW I&I


Spores of myrtle rust on turpentine (*Syncarpia glomulifera*)



Photo courtesy NSW I&I


Older lesions of myrtle rust on turpentine (*Syncarpia glomulifera*)

Authorised Person Inspection – Myrtle Rust Identification Chart





(a) Discrete lesions caused by myrtle rust on older foliage



(b) new flush causing leaf distortion on *Syzygium* sp

